

Bethel Chair

Bethel is a highly considered redesign of a traditional chapel chair. It is a stackable, solid wood church chair constructed from strong and durable beech. The traditional joinery used in the hand-finished frame gives the chair strength whilst making it aesthetically pleasing. The design removes the need for bracing the frame under the seat, thus allowing the chairs to stack efficiently. Incorporating the chair into the existing features of any church is made easy through the wide choice of upholstery and stains available.



Stackable



Available with arms



Book holder available



Stains available



Available with seat pad or fully upholstered



Can be linked together



10 year guarantee



Designed in Britain



01427 677 556 | 07841 501702



info@trinitychurchfurniture.co.uk



www.trinitychurchfurniture.co.uk

Bethel Chair



Bethel Chair

Linking

The simple and easy-to-use brace-style linking system allows for quick and efficient changes to your seating arrangements.

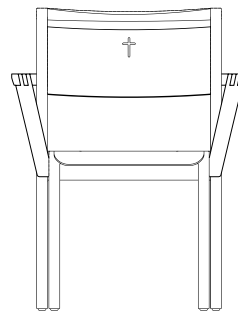
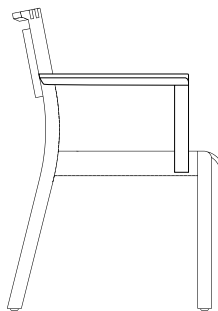
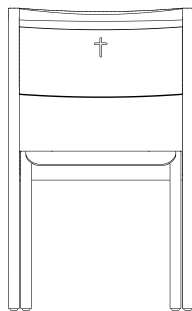
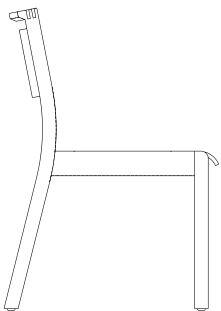
Strength

Rather than using unsightly bolts and metal fixings, the British designed Bethel chair employs traditional joinery techniques to give it the strength needed to withstand the rigours of persistent moving and stacking on hard floors.

Dimensions (in mm)

Bethel chair
seat height **440**
overall height **830**
overall width **510**
overall depth **580**

Bethel armchair
seat height **440**
overall height **830**
overall width **630**
overall depth **580**



Standard Wood Finish




Natural Beech

Stains



Stained Beech



Light
Cherry




Cherry




Light Nut




Tobacco



Dark Pear



Chocolate



Mahogany



Dark Nut



01427 677 556 | 07841 501702



info@trinitychurchfurniture.co.uk



www.trinitychurchfurniture.co.uk